

TORXUN
LUNA
GATE LIGHTING SYSTEMS



DEANZA | SANTA CRUZ CA

TORXUN
VEHICLE ACCESS TECHNOLOGIES




LIGHTING HAS HELPED AVOID CALAMITIES FOR CENTURIES

LIGHTING HAS FOREVER WARMLY WELCOMED PEOPLE HOME

SPECIALLY DEVELOPED LED LIGHTING STRIPS ARE
THE KEY TO SEEING THE LIGHT FOR A LONG TIME.

THIS ONE IS DIFFERENT AND MADE JUST FOR YOUR GATE.



Hard vibration is not a friend to any type of lighting, and certainly the same can be said for LED lighting . After careful research and development, the perfectly suited strip was developed which insures that TORXUN Lumina Lights will serve your distinguished entrance for many years of trouble free operation.

Paired with a specially designed controller, multiple effects and thousands of colors can be achieved to make your project uniquely your own.



SIMPLE FOR THE DRIVER TO UNDERSTAND | LOW COST TO INSTALL | HELPS TO PREVENT FUTURE COSTS

In the right light, at the right time, everything is extraordinary.
~Aaron Rose

BENEFITS INCLUDE

Huge improvement in gate appearance and ambience creating a more welcoming entry

Significant visibility improvement resulting in reduced gate-vehicle accidents

Improves environmental gate presence visibility gate for drivers, bicyclists and pedestrians

No need to dismount gate for install if using our 90° LED track (mounted on back with LED facing roadway)

Can be mounted under gate facing downward for wash lighting effect

Low voltage so generally no install permit needed

Controller can produce single color ambient lighting or safety effects animation for higher visibility and improved safety, especially in dark areas. Lighting can be adjusted for 100's of color matches

Excellent for entries where large vehicles enter that need better visibility for gate location

Lumina products are rated for both residential and commercial applications where beautification and increased safety is important, especially in areas where providing better visual gate presence will prevent gate contact

PRODUCT OPTIONS

LED's can remain white 24/7, or be red while closed, flashing while moving, and green when fully open

4 track options available: single-flange, dual-flange, 90° or 45° flange

10', 15', 20' kits available

LED's can be mounted vertically on entrapment edges using 4' or 5' LEDs

Tracks for LED's can be painted or powder coated and are non-corrosive aluminum (unless otherwise stated for metal effects)

RESIDENTIAL & COMMUNITY APPLICATIONS



Under Gate Lighting
White – No Controller Needed



Under Gate Activated Safety Lighting
Red – Closed || Green – Open || Red Flashing – In Motion



Under Gate Lighting with Activated Light Safety Edges
Red – Closed || Green – Open || Red Flashing – In Motion




Under Gate Lighting with Activated Light Safety Edges
Red – Closed || Green – Open || Red Flashing – In Motion



Double Warning – Overhead and Under Gate

Active Warning - (Requires Controller)
 Lighting changes color with gate positioning and action

Closed Position – Solid Red

Active Closing or Opening Movement
 – Flashing Red 


Open Position – Solid Green



Header Lighting & Tower Lighting (X2)

Active Warning - (Requires Controller)
 Lighting Changes Color With Gate Positioning And Action

Closed Position – Solid Red

Active Closing or Opening Movement
 – Flashing Red 

Open Position – Solid Green

CONTACT US FOR TECHNICAL SPECIFICATIONS AND PC CONFIGURATION TOOL